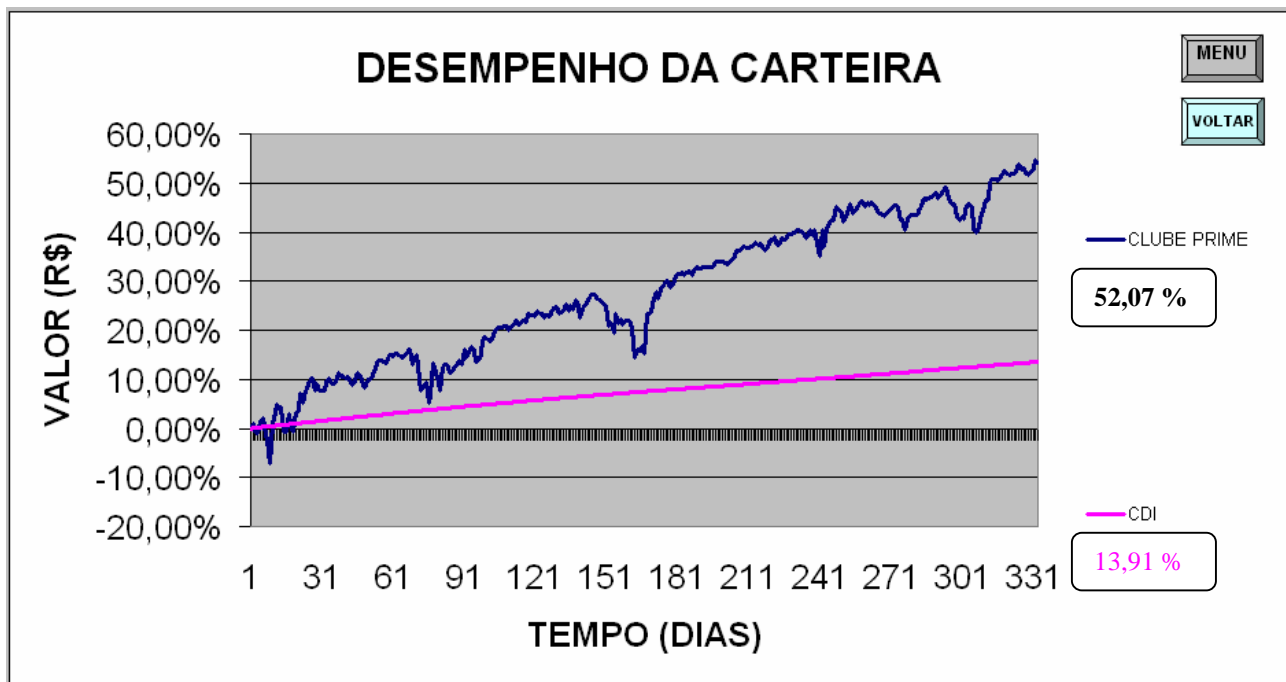


RELATÓRIO DE DESEMPENHO CLUBE PRIME

MARÇO - 2010

RENTABILIDADE ACUMULADA DE 10 NOV 2008 ATÉ 31 MAR 2010.

RENTABILIDADE	no mês	No ano	Do início
Clube Prime	0,04 %	6,02 %	52,07 %
CDI	0,76 %	1,99 %	13,91 %
Ibovespa	5,82 %	2,60 %	91,35 %
Petrobras	2,25 %	-3,71 %	47,76 %
Vale	11,47 %	17,42 %	96,23 %

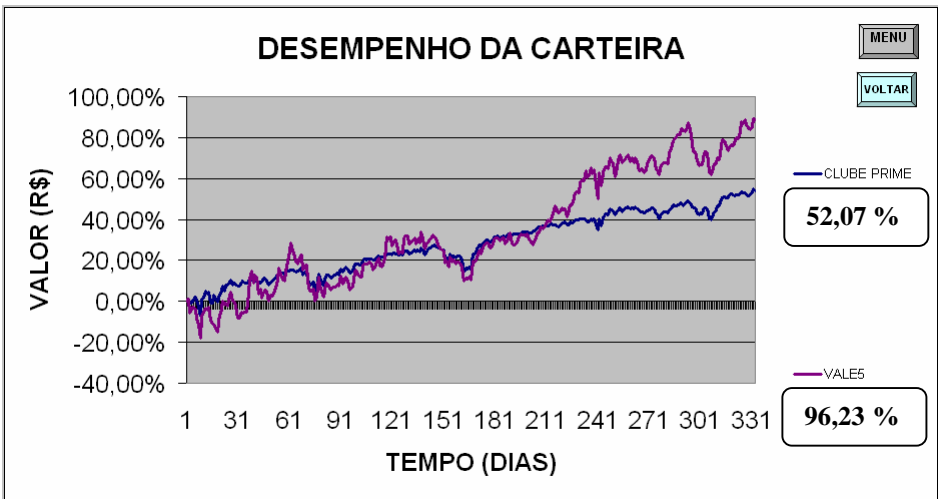
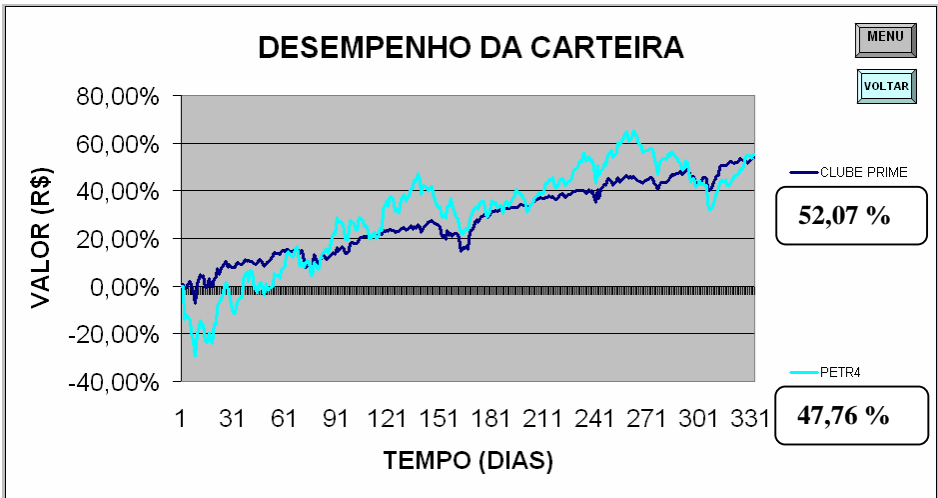
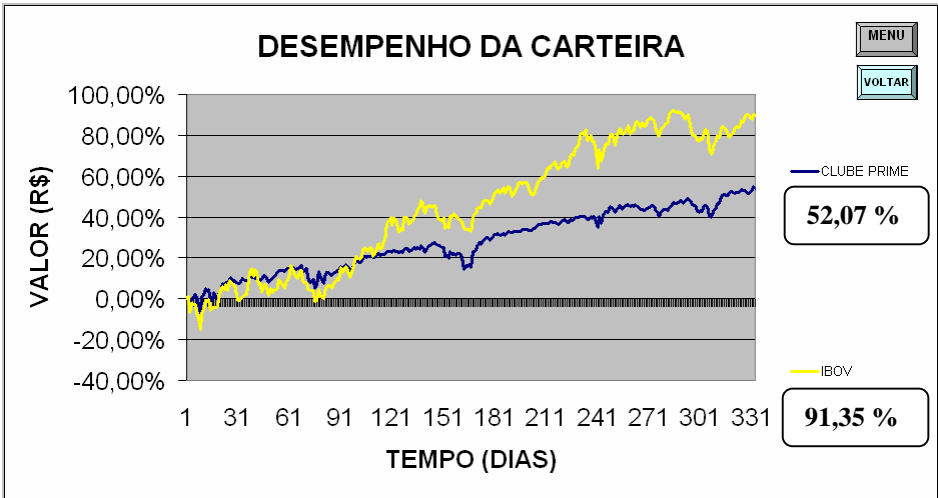


CLUBE PRIME			No mês	ano	12 meses
Número de cotistas	23	% do CDI	5,26 %	302,51 %	374,33 %
Patrimônio Líquido	R\$ 533.988,94	Clube	0,04 %	6,02 %	52,07 %
		CDI	0,76 %	1,99 %	13,91 %

- A Meta do clube PRIME é remunerar a carteira em mais de 130% do CDI.
- O *Beta do Clube Prime em relação ao Ibovespa é atualmente de 0,52 (defensivo).

* Beta (β) - Mede a sensibilidade das taxas de retorno do clube em relação aos movimentos do índice de mercado (Ibovespa).

Ex: Quando o Ibovespa variar (- 4,00%), a tendência é que o clube Prime varie (- 2,08%).



HISTÓRICO DAS COTAS

DATA	QTDE COTAS	VALOR DA COTA	PATRIMÔNIO
10/11/2008	62778,517486	0,708026	R\$44.448,82
11/11/2008	62778,517486	0,713990	R\$44.823,23
12/11/2008	62778,517486	0,704056	R\$44.199,59
13/11/2008	62778,517486	0,700717	R\$43.989,97
14/11/2008	62778,517486	0,716015	R\$44.950,36
17/11/2008	62778,517486	0,722172	R\$45.336,89
18/11/2008	62778,517486	0,710023	R\$44.574,19
19/11/2008	62778,517486	0,692141	R\$43.451,59
21/11/2008	62778,517486	0,656737	R\$41.228,98
24/11/2008	62918,502653	0,714361	R\$44.946,52
25/11/2008	62918,502653	0,720994	R\$45.363,86
26/11/2008	62918,502653	0,743203	R\$46.761,22
27/11/2008	62918,502653	0,733941	R\$46.178,47
28/11/2008	33532,087874	0,738620	R\$24.767,47
01/12/2008	33532,087874	0,703148	R\$23.578,02
02/12/2008	33532,087874	0,703464	R\$23.588,62
03/12/2008	35245,858556	0,729386	R\$25.707,84
04/12/2008	35245,858556	0,714420	R\$25.180,35
05/12/2008	35245,858556	0,703917	R\$24.810,16
08/12/2008	35245,858556	0,731641	R\$25.787,32
09/12/2008	35245,858556	0,732404	R\$25.814,21
10/12/2008	36033,233694	0,759486	R\$27.366,74
11/12/2008	36234,846109	0,744002	R\$26.958,80
12/12/2008	36234,846109	0,763037	R\$27.648,53
15/12/2008	36234,846109	0,764535	R\$27.702,81
16/12/2008	36234,846109	0,775505	R\$28.100,30
17/12/2008	36234,846109	0,780385	R\$28.277,13
18/12/2008	36234,846109	0,762817	R\$27.640,56
19/12/2008	36234,846109	0,772173	R\$27.979,57
22/12/2008	36234,846109	0,763042	R\$27.648,71
23/12/2008	36497,127982	0,762538	R\$27.830,45
24/12/2008	36497,127982	0,762538	R\$27.830,45
26/12/2008	36497,127982	0,774007	R\$28.249,03
29/12/2008	36497,127982	0,779632	R\$28.454,33
30/12/2008	36497,127982	0,771639	R\$28.162,61
31/12/2008	36497,127982	0,771639	R\$28.162,61
02/01/2009	36497,127982	0,773981	R\$28.248,08
05/01/2009	37513,165629	0,787372	R\$29.536,82
06/01/2009	37513,165629	0,782181	R\$29.342,09
07/01/2009	37640,623575	0,784573	R\$29.531,82
08/01/2009	38922,572137	0,780063	R\$30.362,06
09/01/2009	38922,572137	0,782230	R\$30.446,40
12/01/2009	39562,342391	0,775325	R\$30.673,67
13/01/2009	42155,625037	0,771223	R\$32.511,39
14/01/2009	42155,625037	0,775783	R\$32.703,62
15/01/2009	42155,625037	0,787482	R\$33.196,80
16/01/2009	42155,625037	0,783993	R\$33.049,71
19/01/2009	42155,625037	0,777002	R\$32.755,00
20/01/2009	42155,625037	0,766087	R\$32.294,88
21/01/2009	40601,877275	0,775802	R\$31.499,02
22/01/2009	40601,877275	0,777902	R\$31.584,28
23/01/2009	40601,877275	0,780240	R\$31.679,21

DATA	QTDE COTAS	VALOR DA COTA	PATRIMÔNIO
26/01/2009	40601,877275	0,791098	R\$32.120,06
27/01/2009	40601,877275	0,800212	R\$32.490,11
28/01/2009	40601,877275	0,806835	R\$32.759,02
29/01/2009	40601,877275	0,805547	R\$32.706,72
30/01/2009	40601,877275	0,804789	R\$32.675,94
02/02/2009	40601,877275	0,802573	R\$32.585,97
03/02/2009	40601,877275	0,810500	R\$32.907,82
04/02/2009	40601,877275	0,814405	R\$33.066,37
05/02/2009	40804,031574	0,811262	R\$33.102,76
06/02/2009	53829,758855	0,816538	R\$43.954,04
09/02/2009	53829,758855	0,816677	R\$43.961,53
10/02/2009	53952,965550	0,811644	R\$43.790,60
11/02/2009	53952,965550	0,810675	R\$43.738,32
12/02/2009	53952,965550	0,8113210	R\$43.773,17
13/02/2009	54564,804662	0,817208	R\$44.590,79
16/02/2009	54564,804662	0,822543	R\$44.881,90
17/02/2009	54564,804662	0,800722	R\$43.691,24
18/02/2009	52085,652276	0,808906	R\$42.132,40
19/02/2009	52085,652276	0,813844	R\$42.389,60
20/02/2009	81567,766887	0,780134	R\$63.633,79
25/02/2009	86809,939566	0,763119	R\$66.246,31
26/02/2009	87592,578445	0,766637	R\$67.151,71
27/02/2009	87979,802478	0,774745	R\$68.161,91
02/03/2009	87979,802478	0,745302	R\$65.571,52
03/03/2009	87979,802478	0,756734	R\$66.577,31
04/03/2009	89849,859736	0,801339	R\$72.000,20
05/03/2009	89849,859736	0,787385	R\$70.746,43
06/03/2009	91654,829411	0,775636	R\$71.090,79
09/03/2009	92442,109587	0,762118	R\$70.451,80
10/03/2009	92442,109587	0,796946	R\$73.671,37
11/03/2009	92442,109587	0,799961	R\$73.950,08
12/03/2009	92442,109587	0,797563	R\$73.728,41
13/03/2009	143226,532126	0,787643	R\$112.811,38
16/03/2009	143226,532126	0,78928	R\$113.045,84
17/03/2009	143477,036046	0,798391	R\$114.550,77
18/03/2009	143477,036046	0,798414	R\$114.554,07
19/03/2009	143477,036046	0,806793	R\$115.756,27
20/03/2009	143477,036046	0,800846	R\$114.903,01
23/03/2009	143477,036046	0,821645	R\$117.887,19
24/03/2009	143477,036046	0,810353	R\$116.267,05
25/03/2009	144088,847381	0,817245	R\$117.755,89
26/03/2009	144088,847382	0,825357	R\$118.924,74
27/03/2009	147750,646094	0,819270	R\$121.047,67
30/03/2009	147750,646094	0,804982	R\$118.936,61
31/03/2009	148743,404541	0,805836	R\$119.862,79
01/04/2009	148866,246847	0,814052	R\$121.184,87
02/04/2009	148866,246847	0,835574	R\$124.388,77
03/04/2009	149462,379283	0,83874	R\$125.360,08
06/04/2009	149462,379283	0,835559	R\$124.884,64
07/04/2009	149462,379283	0,834068	R\$124.661,79
08/04/2009	151375,967614	0,836126	R\$126.569,38
09/04/2009	152555,226108	0,847991	R\$129.365,46
13/04/2009	152555,226108	0,853644	R\$130.227,85
14/04/2009	152555,226108	0,85263	R\$130.073,16
15/04/2009	152555,226108	0,854242	R\$130.319,08
16/04/2009	152555,226108	0,855936	R\$130.577,51

DATA	QTDE COTAS	VALOR DA COTA	PATRIMÔNIO
17/04/2009	152555,226108	0,854644	R\$130.380,41
20/04/2009	152555,226108	0,850084	R\$129.684,76
22/04/2009	152555,226108	0,852762	R\$130.093,30
23/04/2009	152555,226108	0,859671	R\$131.147,30
24/04/2009	152555,226108	0,863796	R\$131.776,59
27/04/2009	153722,273407	0,856863	R\$131.718,93
28/04/2009	153722,273407	0,859836	R\$132.175,94
29/04/2009	154301,781916	0,8628	R\$133.131,58
30/04/2009	155462,614317	0,861451	R\$133.923,42
04/05/2009	155462,614317	0,873322	R\$135.768,92
05/05/2009	156610,868912	0,870887	R\$136.390,37
06/05/2009	156610,868912	0,872164	R\$136.590,36
07/05/2009	156610,868912	0,870076	R\$136.263,36
08/05/2009	144978,224990	0,876969	R\$127.141,41
11/05/2009	145780,530680	0,872485	R\$127.191,33
12/05/2009	237368,643367	0,873476	R\$207.335,81
13/05/2009	237368,643367	0,868238	R\$206.092,48
14/05/2009	237368,643367	0,870834	R\$206.708,69
15/05/2009	237368,643367	0,870151	R\$206.546,56
18/05/2009	237368,643367	0,879867	R\$208.852,84
19/05/2009	237444,819158	0,880726	R\$209.123,83
20/05/2009	237444,819158	0,882772	R\$209.609,64
21/05/2009	237444,819158	0,872843	R\$207.252,05
22/05/2009	237444,819158	0,875745	R\$207.941,11
25/05/2009	237444,819158	0,878115	R\$208.503,86
26/05/2009	237444,819158	0,887302	R\$210.685,26
27/05/2009	237444,819158	0,877596	R\$208.380,62
28/05/2009	237444,819158	0,884805	R\$210.092,36
29/05/2009	237444,819158	0,880223	R\$209.004,39
01/06/2009	237444,819158	0,892663	R\$211.958,20
02/06/2009	237444,819158	0,88574	R\$210.314,37
03/06/2009	238020,576636	0,868421	R\$206.702,07
04/06/2009	239269,477178	0,880775	R\$210.742,57
05/06/2009	239269,477178	0,884752	R\$211.694,15
08/06/2009	239269,477178	0,893474	R\$213.781,06
09/06/2009	239269,477178	0,896405	R\$214.482,36
10/06/2009	241267,620015	0,900837	R\$217.342,80
12/06/2009	241267,620015	0,90165	R\$217.538,95
15/06/2009	241267,620015	0,897087	R\$216.438,05
16/06/2009	234858,464665	0,893249	R\$209.787,09
17/06/2009	234858,464665	0,891914	R\$209.473,55
18/06/2009	234858,464665	0,887235	R\$208.374,65
19/06/2009	234858,464665	0,88608	R\$208.103,39
22/06/2009	234858,464665	0,855455	R\$200.910,85
23/06/2009	222232,856638	0,859378	R\$190.982,03
24/06/2009	239963,376146	0,845999	R\$203.008,78
25/06/2009	239963,376146	0,872612	R\$209.394,92
26/06/2009	239963,376146	0,859814	R\$206.323,87
29/06/2009	239963,376146	0,865804	R\$207.761,25
30/06/2009	241130,176294	0,857045	R\$206.659,41
01/07/2009	242287,948722	0,863728	R\$209.270,89
02/07/2009	242287,948722	0,863937	R\$209.321,52
03/07/2009	242287,948722	0,861383	R\$208.702,72
06/07/2009	242287,948722	0,850732	R\$206.122,11
07/07/2009	242287,948722	0,810652	R\$196.411,21
08/07/2009	242287,948722	0,821908	R\$199.138,40

DATA	QTDE COTAS	VALOR DA COTA	PATRIMÔNIO
10/07/2009	242287,948722	0,820313	R\$198.751,95
13/07/2009	243105,378505	0,825759	R\$200.746,45
14/07/2009	243105,378505	0,815777	R\$198.319,78
15/07/2009	243105,378505	0,872625	R\$212.139,83
16/07/2009	243105,378505	0,872877	R\$212.201,09
17/07/2009	243105,378505	0,875665	R\$212.878,87
20/07/2009	243970,243225	0,896094	R\$218.620,27
21/07/2009	243970,243225	0,904666	R\$220.711,58
22/07/2009	243970,243225	0,896125	R\$218.627,83
23/07/2009	243970,243225	0,909232	R\$221.825,55
24/07/2009	243970,243225	0,914589	R\$223.132,50
27/07/2009	243970,243225	0,919385	R\$224.302,58
28/07/2009	243970,243225	0,920876	R\$224.666,34
29/07/2009	245067,283695	0,911543	R\$223.389,37
30/07/2009	255992,176368	0,915341	R\$234.320,13
31/07/2009	255992,176368	0,922319	R\$236.106,45
03/08/2009	255992,176368	0,931064	R\$238.345,10
04/08/2009	255992,176368	0,931075	R\$238.347,92
05/08/2009	255992,176368	0,933609	R\$238.996,60
06/08/2009	255992,176368	0,928361	R\$237.653,15
07/08/2009	255992,176368	0,932499	R\$238.712,45
10/08/2009	257489,436916	0,935041	R\$240.763,18
11/08/2009	257489,436916	0,928972	R\$239.200,48
12/08/2009	257489,436916	0,93433	R\$240.580,11
13/08/2009	262807,665912	0,940163	R\$247.082,04
14/08/2009	262807,665912	0,939273	R\$246.848,14
17/08/2009	263340,192418	0,938920	R\$247.255,37
18/08/2009	263340,192418	0,940764	R\$247.740,97
19/08/2009	263340,192418	0,940764	R\$247.740,97
20/08/2009	263340,192418	0,940764	R\$247.740,97
21/08/2009	263340,192418	0,940764	R\$247.740,97
24/08/2009	263340,192418	0,940764	R\$247.740,97
25/08/2009	266733,271765	0,949564	R\$253.280,31
26/08/2009	266733,271765	0,949564	R\$253.280,31
27/08/2009	266733,271765	0,949134	R\$253.165,62
28/08/2009	266733,271765	0,949134	R\$253.165,62
31/08/2009	266733,271765	0,946064	R\$252.346,75
01/09/2009	266733,271765	0,944056	R\$251.811,15
02/09/2009	266733,271765	0,948258	R\$252.931,96
03/09/2009	266733,271765	0,951428	R\$253.777,50
04/09/2009	266733,271765	0,956477	R\$255.124,24
08/09/2009	267252,112856	0,963686	R\$257.547,12
09/09/2009	267252,112856	0,964908	R\$257.873,70
10/09/2009	267252,112856	0,967163	R\$258.476,36
11/09/2009	267252,112856	0,969998	R\$259.234,01
14/09/2009	268078,046939	0,968600	R\$259.660,40
15/09/2009	274133,478795	0,969378	R\$265.738,96
16/09/2009	274236,549573	0,970207	R\$266.066,22
17/09/2009	274236,549573	0,971801	R\$266.503,35
18/09/2009	274236,549573	0,975905	R\$267.628,82
21/09/2009	274236,549573	0,972713	R\$266.753,46
22/09/2009	274236,549573	0,973879	R\$267.073,22
23/09/2009	274236,549573	0,969491	R\$265.869,87
24/09/2009	274236,549573	0,965343	R\$264.732,33
25/09/2009	274236,549573	0,968068	R\$265.479,63
28/09/2009	274236,549573	0,980646	R\$268.928,98

DATA	QTDE COTAS	VALOR DA COTA	PATRIMÔNIO
29/09/2009	274236,549573	0,979272	R\$268.552,17
30/09/2009	274236,549573	0,983980	R\$269.843,28
01/10/2009	274750,515518	0,972827	R\$267.284,72
02/10/2009	274750,515518	0,973714	R\$267.528,42
05/10/2009	277041,611110	0,981557	R\$271.932,13
06/10/2009	277041,611110	0,980937	R\$271.760,37
07/10/2009	277041,611110	0,983064	R\$272.349,63
08/10/2009	279186,334636	0,988785	R\$276.055,26
09/10/2009	289301,288047	0,988635	R\$286.013,38
13/10/2009	289301,288047	0,990838	R\$286.650,71
14/10/2009	283026,643799	0,991688	R\$280.674,13
15/10/2009	283026,643799	0,993695	R\$281.242,16
16/10/2009	283026,643799	0,991949	R\$280.748,00
19/10/2009	283026,643799	0,991163	R\$280.525,54
20/10/2009	283026,643799	0,982576	R\$278.095,19
21/10/2009	283026,643799	0,983339	R\$278.311,14
22/10/2009	283026,643799	0,993731	R\$281.252,35
23/10/2009	283026,643799	0,987266	R\$279.422,58
26/10/2009	283026,643799	0,993282	R\$281.125,27
27/10/2009	283908,700625	0,977261	R\$277.452,90
28/10/2009	283908,700625	0,956618	R\$271.592,17
29/10/2009	283908,700625	0,994535	R\$282.357,14
30/10/2009	284422,714527	0,969915	R\$275.865,86
03/11/2009	284422,714527	0,995223	R\$283.064,03
04/11/2009	284422,714527	1,004406	R\$285.675,88
05/11/2009	284422,714527	1,0104160	R\$287.385,26
06/11/2009	284422,714527	1,007956	R\$286.685,58
09/11/2009	324309,075367	1,027920	R\$333.363,78
10/11/2009	325247,800728	1,023729	R\$332.965,61
11/11/2009	325247,800728	1,020310	R\$331.853,58
12/11/2009	325247,800728	1,006431	R\$327.339,47
13/11/2009	325247,800728	1,013895	R\$329.767,12
16/11/2009	325247,800728	1,02307	R\$332.751,27
17/11/2009	325247,800728	1,031251	R\$335.412,12
18/11/2009	325247,800728	1,017384	R\$330.901,91
19/11/2009	325247,800728	1,022412	R\$332.537,25
23/11/2009	325733,321669	1,029822	R\$335.447,34
24/11/2009	325733,321669	1,032209	R\$336.224,87
25/11/2009	325733,321669	1,035313	R\$337.235,94
26/11/2009	326220,225940	1,026896	R\$334.994,25
27/11/2009	327188,368034	1,032896	R\$337.951,56
30/11/2009	327188,368034	1,028989	R\$336.673,23
01/12/2009	333953,396933	1,034733	R\$345.552,60
02/12/2009	333953,396933	1,029177	R\$343.697,16
03/12/2009	333953,396933	1,025776	R\$342.561,38
04/12/2009	370285,407486	1,018386	R\$377.093,47
07/12/2009	370285,407486	1,018502	R\$377.136,43
08/12/2009	371271,617217	1,013983	R\$376.463,11
09/12/2009	371271,617217	1,015874	R\$377.165,18
10/12/2009	371271,617217	1,021936	R\$379.415,83
11/12/2009	371271,617217	1,023943	R\$380.160,97
14/12/2009	371271,617217	1,029238	R\$382.126,86
15/12/2009	371271,617217	1,030547	R\$382.612,85
16/12/2009	371271,617217	1,028552	R\$381.872,16
17/12/2009	371271,617217	1,008862	R\$374.561,83
18/12/2009	380187,804168	1,0094	R\$383.761,57

DATA	QTDE COTAS	VALOR DA COTA	PATRIMÔNIO
21/12/2009	381052,220558	0,994891	R\$379.105,42
22/12/2009	381052,220558	1,010624	R\$385.100,52
23/12/2009	395826,940067	1,015248	R\$401.862,51
28/12/2009	395826,940067	1,016362	R\$402.303,46
29/12/2009	434674,327271	1,016799	R\$441.976,42
30/12/2009	439794,576824	1,015576	R\$446.644,82
04/01/2010	439794,576824	1,025562	R\$451.036,61
05/01/2010	439794,576824	1,027626	R\$451.944,34
06/01/2010	439794,576824	1,040421	R\$457.571,51
07/01/2010	440083,714165	1,037569	R\$456.617,22
08/01/2010	440564,632666	1,039677	R\$458.044,92
11/01/2010	440564,632666	1,042214	R\$459.162,63
12/01/2010	440564,632666	1,043968	R\$459.935,38
13/01/2010	440564,632666	1,048153	R\$461.779,14
14/01/2010	440564,632666	1,039986	R\$458.181,05
15/01/2010	440564,632666	1,043734	R\$459.832,29
18/01/2010	450073,092818	1,051695	R\$473.339,62
19/01/2010	464284,789878	1,055469	R\$490.038,20
20/01/2010	464284,789878	1,047629	R\$486.398,21
21/01/2010	464284,789878	1,033186	R\$479.692,54
22/01/2010	464284,789878	1,032692	R\$479.463,19
25/01/2010	464284,789878	1,032692	R\$479.463,19
26/01/2010	464284,789878	1,01465	R\$471.086,56
27/01/2010	464284,789878	1,007519	R\$467.775,75
28/01/2010	464284,789878	1,014468	R\$471.002,06
29/01/2010	464284,789878	1,010043	R\$468.947,60
01/02/2010	464284,789878	1,030016	R\$478.220,76
02/02/2010	464284,789878	1,031489	R\$478.904,65
03/02/2010	466228,141502	1,028404	R\$479.470,89
04/02/2010	471237,276397	0,99618	R\$469.437,15
05/02/2010	471237,276397	0,991153	R\$467.068,24
08/02/2010	471237,276397	0,998954	R\$470.744,36
09/02/2010	474572,180650	1,018512	R\$483.357,46
10/02/2010	475061,119102	1,022624	R\$485.808,90
11/02/2010	475061,119102	1,037581	R\$492.914,39
12/02/2010	475061,119102	1,037603	R\$492.924,84
17/02/2010	479766,462942	1,062622	R\$509.810,40
18/02/2010	479766,462942	1,067418	R\$512.111,36
19/02/2010	479766,462942	1,06777	R\$512.280,24
22/02/2010	479954,244450	1,065068	R\$511.183,91
23/02/2010	494480,589993	1,067027	R\$527.624,14
24/02/2010	494480,589993	1,075365	R\$531.747,12
25/02/2010	494480,589993	1,079291	R\$533.688,45
26/02/2010	496153,050651	1,076258	R\$533.988,69
01/03/2010	496153,050651	1,073541	R\$532.640,64
02/03/2010	496153,050651	1,075541	R\$533.632,95
03/03/2010	458941,161892	1,07507	R\$493.393,87
04/03/2010	458941,161892	1,080271	R\$495.780,83
05/03/2010	458941,161892	1,088489	R\$499.552,41
08/03/2010	458941,161892	1,082146	R\$496.641,34
09/03/2010	459736,443223	1,08339	R\$498.073,87
10/03/2010	459736,443223	1,077124	R\$495.193,16
11/03/2010	459736,443223	1,073894	R\$493.708,21
12/03/2010	459736,443223	1,077839	R\$495.521,87
15/03/2010	459921,091577	1,08314	R\$498.158,93
16/03/2010	478170,044338	1,095953	R\$524.051,89

DATA	QTDE COTAS	VALOR DA COTA	PATRIMÔNIO
17/03/2010	478170,044338	1,09069	R\$521.535,29
18/03/2010	478170,044338	1,084599	R\$518.622,75
19/03/2010	487426,592629	1,080316	R\$526.574,75
22/03/2010	496661,590352	1,082837	R\$537.803,55
23/03/2010	496661,590352	1,089448	R\$541.086,98
24/03/2010	497120,410003	1,089753	R\$541.738,46
25/03/2010	497120,410003	1,083302	R\$538.531,53
26/03/2010	497120,410003	1,07559	R\$534.697,74
29/03/2010	497120,410003	1,078837	R\$536.311,89
30/03/2010	497120,410003	1,076858	R\$535.328,09
31/03/2010	497120,410003	1,076673	R\$535.236,12